



## Downlight Ecoluxon

### ELX-SLDLS-OT



3.000K    4.000K    5.000K    6.000K

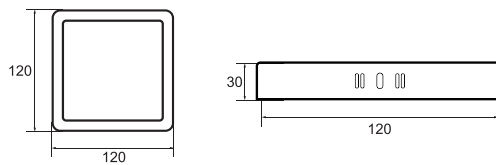
## ■ Specification

Daya (W)	Input Voltage	Frequency Amp	LED Efikasi	Total Lumen	CRI	Temperatur Warna	Proteksi	Berat	Material
6W	AC100-265V	50/60Hz	100Lm/W	600Lm	>80Ra	3000K/6000K	IP20	160gr	Die Casting Aluminium
12W	AC100-265V	50/60Hz	100Lm/W	1.200Lm	>80Ra	3000K/6000K	IP20	250gr	Die Casting Aluminium
18W	AC100-265V	50/60Hz	100Lm/W	1.800Lm	>80Ra	3000K/6000K	IP20	360gr	Die Casting Aluminium
24W	AC100-265V	50/60Hz	100Lm/W	2.400Lm	>80Ra	3000K/6000K	IP20	620gr	Die Casting Aluminium

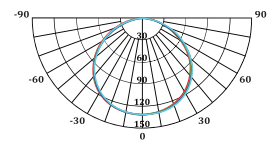
Model : ELX-SLDLS-OT-6W



Dimension ( mm )



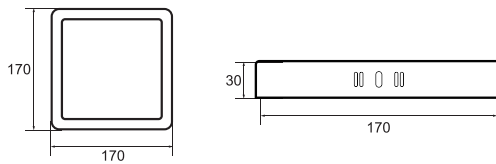
Light Distribution Curve



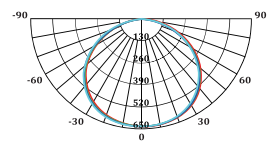
Model : ELX-SLDLS-OT-12W



Dimension ( mm )



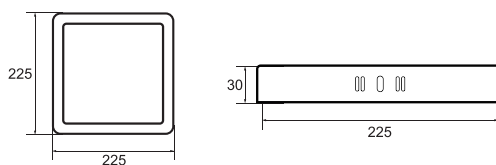
Light Distribution Curve



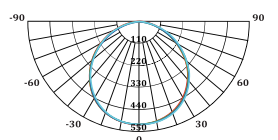
Model : ELX-SLDLS-OT-18W



Dimension ( mm )



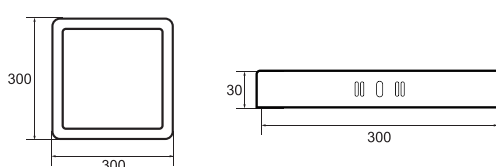
Light Distribution Curve



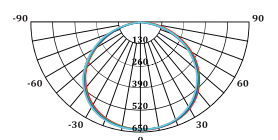
Model : ELX-SLDLS-OT-24W



Dimension ( mm )



Light Distribution Curve



\* Easy maintenance

- Modular LED for easy replacement
- Opening and closing possible of LED module part and power supply part
- Customizable beam angle
- Temperature max 50°

